

Sample Pages from



Created *by* Teachers *for* Teachers and Students

Thanks for checking us out. Please call us at **800-858-7339** with questions or feedback or to order this product. You can also order this product online at **www.tcmpub.com**.

For correlations to state standards, please visit
www.tcmpub.com/administrators/correlations

Take-Home Backpack— Pre-K–K

This sample includes the following:

Kids Learn Activity Book

- Table of Contents (1 page)
- Introduction pages (3 pages)
- Student pages (3 pages)

Nonfiction Book Sample

Family Engagement Guide Sample

To Create a World ⁱⁿ which
Children Love to Learn!

800-858-7339 • www.tcmpub.com

Table of Contents

Introduction

Welcome Letter	4
Helpful Family Resources	5

Weekly Activities

Week 1 Activities	13
Week 2 Activities	23
Week 3 Activities	33
Week 4 Activities	43
Week 5 Activities	53
Week 6 Activities	63
Week 7 Activities	73
Week 8 Activities	83
Week 9 Activities	93

Appendices

Appendix A: Activity Cards	103
Appendix B: Extra Activities	119
Appendix C: Answer Key	133
Appendix D: My Journal	137



Welcome Letter

Dear Family,

Kids Learn! Getting Ready for Kindergarten was designed to help your child prepare for the exciting year ahead. The engaging activities are based on today's standards and provide practice with essential reading, writing, and math skills. Since your child is developing their skills, it is important that you work through the activities together. This book will help your child GET READY for kindergarten! Keep these tips in mind as you work with your child:

- ◆ Have your child complete one or two pages each time they work, rather than an entire week's worth of activities at one time.
- ◆ Keep all practice sessions with your child positive and constructive. If your child gets frustrated, set the book aside and find another time to practice.
- ◆ Help your child with the directions. If your child is having difficulty understanding what to do, work through some of the problems together.
- ◆ Encourage your child to creatively share their thoughts and feelings on the My Journal pages.

Enjoy spending time with your child. Kindergarten will be here before you know it!



Things to Do as a Family

General Skills

- ◆ Make sure your child gets plenty of exercise. Children need about 60 minutes of physical activity each day. Take advantage of good weather to get outside and ride bicycles, take walks, or play an outdoor game.
- ◆ It's also important for children to get plenty of sleep. Children this age need between 9 and 11 hours of sleep each night. Establish a nightly bedtime routine that involves relaxing activities such as a warm bath or shower or reading a story.

Reading Skills

- ◆ Create an alphabet book with your child. Go through old magazines, newspapers, or advertisements to find an image for each letter of the alphabet. Help your child cut out the images and glue them into an alphabet book of their very own.
- ◆ Set a reading time for the entire family at least every other day. Have your child read familiar words or letters. Point to words that your child may already know (or words that are similar to ones they already know) and have them sound out the words.



Games to Play Together

Hunt for the Alphabet

Have your child help you find all the letters of the alphabet. Look for each letter in order on billboards, license plates, store signs, etc. This will encourage letter recognition as well as learning and understanding alphabetical order. This game can also be played with numbers.

I Spy (with a Twist)

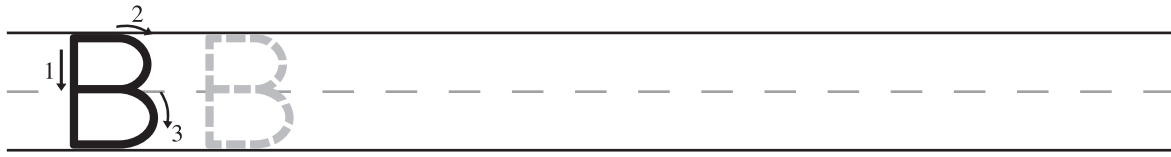
Instead of always spying a colored object, spy objects that are certain shapes, distances, or textures. You might say, "I spy an oval." Or, "I spy something far away." Or even, "I spy something bumpy." And don't forget to allow yes/no critical-thinking questions. For example, "Is the object high in the sky?" Or, "Is the object inside the car?"

Who Am I?

Think of a person your child knows. This can be a friend, neighbor, grandparent, or even a fictional or historical character they love. Then, give your child clues about that person using hair color, gender, whether they wear glasses, etc. Keep giving clues until your child guesses who the person is.

Practice A and B

Trace and write the letters.



Color each A red. Color each B blue.



Crazy Counting

1 Count to 5 in a "baby" voice.



2 Count to 5 in a "silly" voice.

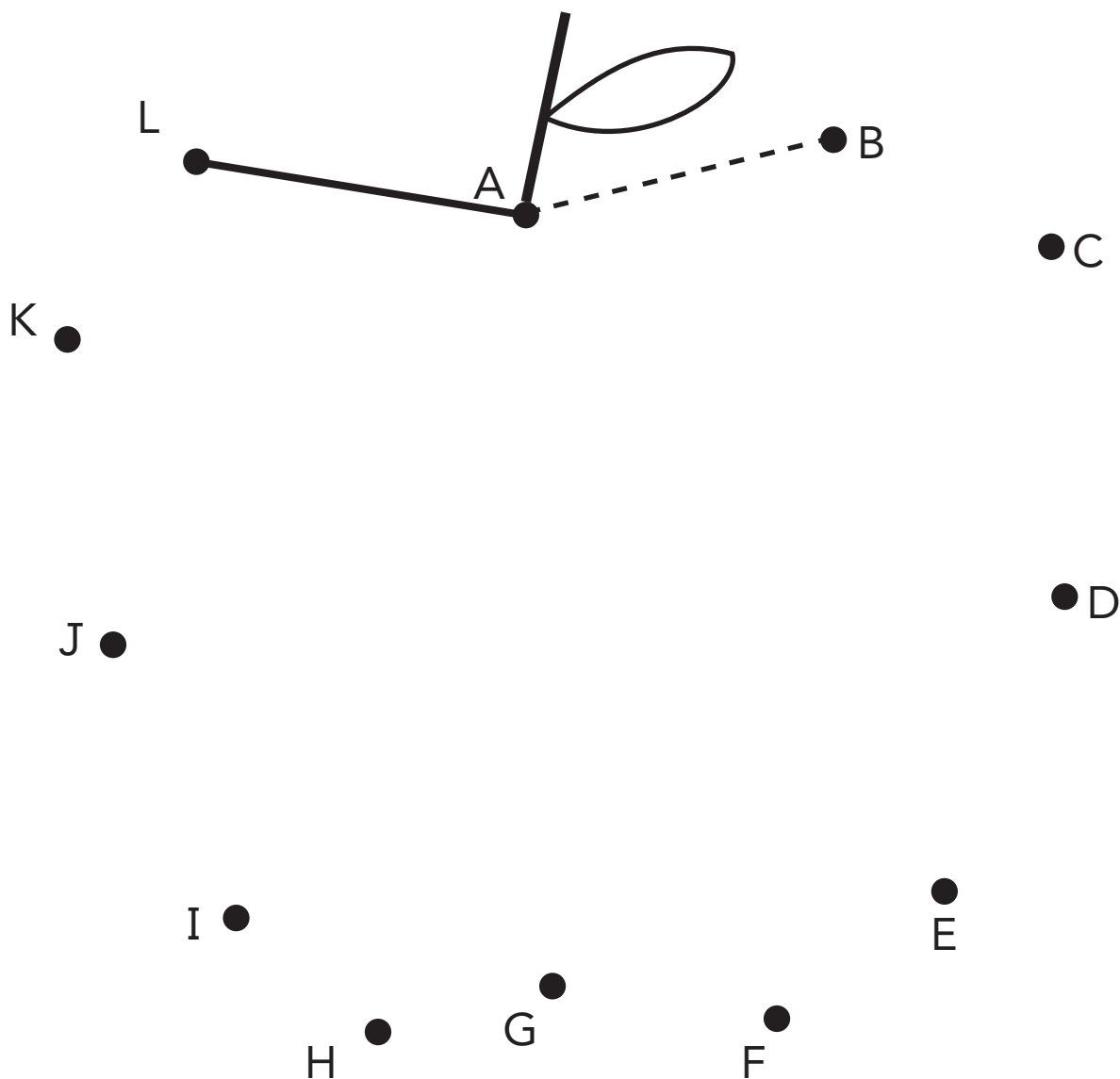


3 Point to the numbers as you count.



Find the Picture

Connect the letters in order. Color the picture.



Talk About It!

What different colors do apples come in?

What Is the Weather?

It is time to learn about weather.



EARTH and SPACE
SCIENCE

Lexile® 160L

ISBN 978-1-4938-1140-3

90000



9 781493 811403

TCM 23140

What Is the Weather?

Wilder

What Is the Weather?



Nellie Wilder



The weather is sunny.



I am warm.



The weather is
windy.



I am **chilly**.



The weather is rainy.



I am wet.



The weather is
snowy.



I am cold.



The weather is
humid.



I am hot.



The weather is
cloudy.



I am cool.



The weather is
foggy.



I am **damp**.



The weather is stormy.




I am snug in my home!

Let's Do Science!

What kinds of weather can you observe? Try this!

What to Get

- paper and pencil




What to Do

- 1 Make a chart like this one.

Day	Weather
Monday	
Tuesday	
Wednesday	
Thursday	
Friday	

- 2 Go outside. What is the weather today? Write or draw the weather in your chart.



- 3 Do this every day for two weeks. Do you notice any patterns? What do you predict tomorrow's weather will be?

Day	Weather
Monday	rainy
Tuesday	sunny
Wednesday	cloudy
Thursday	
Friday	

Glossary

chilly—cold

damp—lightly wet

humid—warm and damp



Index

cloudy, 12

foggy, 14

humid, 10

rainy, 6

snowy, 8

stormy, 16

sunny, 2

windy, 4



Your Turn!



Go outside. Use all your senses to describe the weather.





Kindergarten

Family Engagement Guide

How exciting—you have a kindergartner! You may have heard of the book *All I Really Need to Know I Learned in Kindergarten* by Robert Fulghum. Although there is more to learning than knowing how to share, play fair, and clean up, there is a lot of truth in the notion that this year sets the stage for formal learning and academic success.

The work and learning habits that you help your child establish this year will pay off for the next dozen or more years. If your child went to day care or preschool, they are used to a formal learning setting. If not, there may be a bit of an adjustment period. Have conversations with your child about their school day, friendships, and what they are learning. You'll also want to keep in close touch with the teacher to help the year go smoothly.

This year, your child will learn the foundations of reading and writing. They will explore connections between letters and sounds, begin reading words, and start writing sentences. Your child will learn about numbers and counting, which lay the groundwork for addition and subtraction. There is so much to learn in kindergarten, and it is sure to be an exciting school year!

You have been your child's primary teacher for five or so years, and that won't change. This guide will give you a variety of ideas for having a successful school year, beginning with getting organized at home so that your child is ready to go to "work."



Top 10 Things Your Kindergartner Needs to Know

- 1 How to follow directions and ask for help when needed
- 2 Uppercase and lowercase letters of the alphabet
- 3 The relationship between letters and the sounds they represent
- 4 How letter sounds blend to make words
- 5 Consonant-vowel-consonant (CVC) words (e.g., *bat* and *mop*)
- 6 Ways to discuss and retell a story that has been read aloud
- 7 How to read and write simple sentences (e.g., *The mop is wet.*)
- 8 Ways to count, write, and compare numbers 0–100
- 9 How to count and sort objects into categories
- 10 The names of shapes and colors